

SUMMARY

Business Intelligence solutions have been used by large organizations around the world since the mid 90's to make better, faster, more informed decisions.

"BizTools Analytics" sets a new standard for affordable, easy to use, Analytics and Performance Management solutions for SMBs, Accountants & Advisors.

PROBLEMS

Small & medium businesses want informative views of their business and financial data and need actionable insight to improve their results. They don't have large IT departments or big consulting budgets. Existing Business Intelligence products don't work in the SMB space. They are too expensive and overly complex taking many months and tens of thousands of dollars to implement.

Accountants and advisors want to be able to help their clients achieve more. Their advice must be cost effective and reliable even though their clients' data files vary greatly by source and structure. Existing Business Intelligence products aren't suitable as they require expensive custom setup and implementation for each individual client's data files.

SOLUTIONS

"BizTools Enterprise Analytics" is an affordable, easy to use, KPI monitoring, Analytics and Reporting solution offering "Out of the Box" integration for SMBs using the leading small business accounting package - QuickBooks®

"BizTools Professional Analytics" meets the needs of accountants and advisors by including all the features of *BizTools Enterprise Analytics* plus greater capacity for easy management of QuickBooks data files along with soft consolidation across company groups or clients.

You can leverage the standard content as is, build your own or conduct complex, ad-hoc analyses in minutes, all without manually exporting or re-entering any data.

BizTools Analytics can be installed on a PC, a laptop or a server and is suitable for organisations of any size.

KEY FEATURES

- True multi-dimensional OLAP Cubes for analytics across Finance Statements, Financial Ratios and Sales.
- Comprehensive KPIs and Ratios – over 25 built in.
- Minimal implementation – up & running in hours.
- Semi-automated account mapping – fast yet flexible.
- Integrated with Excel, Word and Outlook.
- Works with QuickBooks.

BENEFITS

For Small & Medium Business Owners

- BizTools provides actionable insight to manage your business better and improve the bottom line.
- Your working lives are made easier & more productive through the use of powerful Business Intelligence and Performance Management just like large organisations.

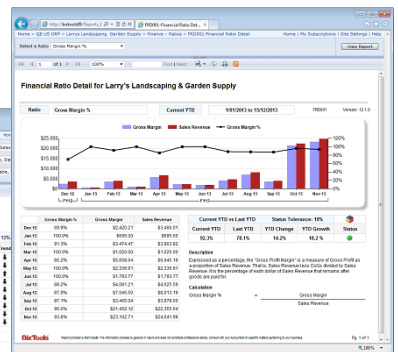
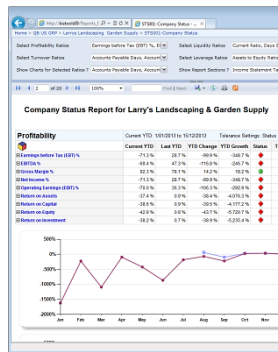
For Professional or IT Service Providers

- Build deeper, more valuable relationships, retain a competitive advantage and grow your practice serving both new and existing clients.
- Use one solution that eliminates repetitive manual techniques and achieves accurate results in minutes that would otherwise take hours or days.

Business users can perform complex financial ratio analysis; track important KPIs, "slice & dice" sales information and more...easily and accurately with confidence.

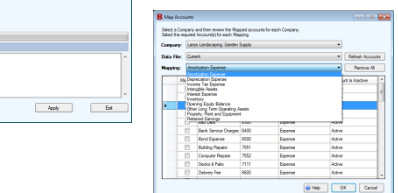
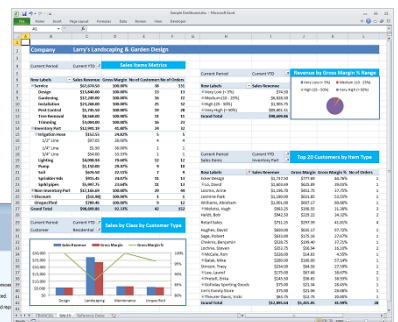
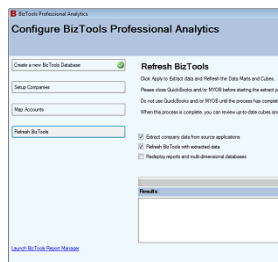
BizTools wins on lowest TCO, functionality, "Out of the Box" integration, ease of use and low learning curves.

Rich multi data source dashboards and views.



Monitor KPI status and trends.

Integrated with Excel, Word & Outlook.



Fast, easy setup & configuration.

BizTools Analytics

Intelligent Business Software - for SMBs and Accountants.



Key Functionality	
KPI Scorecarding	Measure, Monitor, and conduct trend analysis for over 25 KPIs - built in.
Multi-Dimensional OLAP Cubes	Provide the fastest, easiest way to analyse your business and build custom views for complex reports.
Financial Statement Analysis	Enables rapid analytics across account categories, accounts, classes and time. BizTools also includes built in relative time groups for easy trend analysis.
Comprehensive Ratio Analysis	Provides analysis across over 25 Key Performance Indicators showing values, status and trend. KPIs cover profitability, liquidity, leverage and turnover.
Sales Analysis	"Slice and Dice" your sales by Time, Customer, Item, Sales Reps, Classes and more. Measure important metrics across the business.
Advanced Business Modelling	Complex, multi-dimensional time based metrics and ratios are automatically built for you.
Analyse in Excel	"Drag & Drop" custom Analytics in Excel (<i>2013 or 2010 recommended</i>) against pre-built OLAP Cubes.
Dashboards – Built In & Custom	Create your own visual dashboards with charts, tables, gauges and more in minutes. Easily publish all the content to your BizTools Report Manager intranet site for collaboration.
Custom Report Builder	Build parameter driven, custom reports & publish to your BizTools Report Manager intranet site.
Role based security	Control which users can see or run sensitive reports.
Semi-Automated Account Mapping	BizTools Analytics automatically maps most accounts for you and guides you where needed. Gives you control where needed to cater for your specific chart of accounts.
View, Search, Print & Schedule Reports	Run reports in Internet Explorer, search your content, print, or schedule to run unattended.
Save as PDF, Export or Email Reports	Print to PDF, export to Excel or Word and automate for email delivery.
Multi Company Capability	Unlimited* company data files. (*For "Professional". Data storage limits may apply. Up to 3 for "Enterprise")
Consolidated Company Groups	Consolidate Financial results for some or all of your company data files. (Limited to 1 Group for "Enterprise")



Specifications - (see website for complete current System Requirements)	
Works with	QuickBooks Enterprise Edition version 6 or later (US Edition) QuickBooks Pro or Premier version 2006 or later (US Edition)
Installs on 32 and 64-bit (x86 and x64)	Windows 8 or Windows 8 Pro Editions, (not RT) Windows 7 Ultimate, Enterprise or Professional Editions (not Home Edition) Windows Vista Ultimate, Enterprise or Business Editions with SP2 or later. Windows Server 2012 Essentials, Standard or Datacenter Editions. Windows Server 2008 Standard, Enterprise, or Datacenter Edition (SP2 or R2 SP1)
Includes	SQL Server 2012 SP1 Standard Edition Runtime (<i>fully featured</i>) which is installed with and licensed for use exclusively with your BizTools Analytics software.



Ask about our
Solution Provider Program
Ideal for business partners who sell software and services - deliver complete solutions to your clients.

Want a DEMO?
Contact our Sales & Marketing team for a free demonstration - online - for your convenience.
info@biztoolsanalytics.com

Buy BizTools online today:
www.biztoolsanalytics.com

ABOUT BIZTOOLS

BizTools has over 10 years experience consulting at the SME & enterprise level. We leverage this experience and build "best practice" solutions on Microsoft technologies offering affordable, high functionality, performance and scalability to deliver unique value propositions to SMBs and professional service providers. We work closely with leading vendors such as Microsoft®, Intuit®, Reckon® and MYOB® to deliver great software solutions for customers in Australia and the USA.